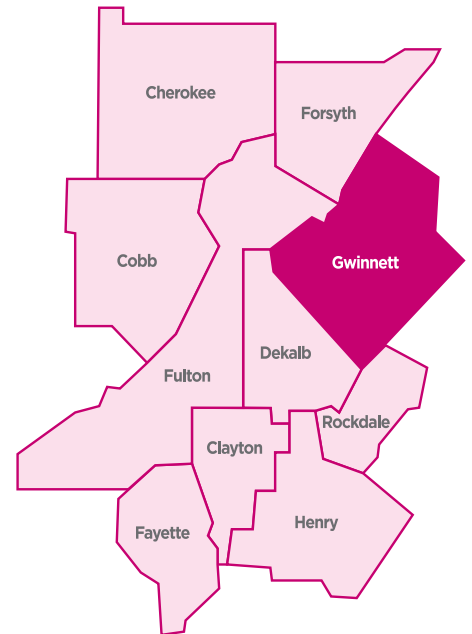


KOMEN ATLANTA COMMUNITY PROFILE 2010



GWINNETT COUNTY

Susan G. Komen for the Cure Greater Atlanta Affiliate is the local resource for breast cancer screening, treatment, education and support. Through events, including the Race for the Cure, and contributions, the Affiliate raises funds to enable women to detect and survive breast cancer. The organization conducts a biennial Community Needs Assessment to discover the status of breast health, breast cancer and related services within the Affiliate's 10-county service area. Komen Atlanta's extensive grants program addresses those unmet needs and disparities by funding breast health programs in the community for the medically underserved.



GWINNETT COUNTY FAST STATS

BREAST CANCER STATISTICS

Mortality (per 100,000).....	17.07
Incidence (per 100,000)	104.01
Screening (no mammogram in last 12 mos)	34.9%
Late stage diagnosis (III & IV)	8.4%

DEMOGRAPHIC DATA

2009 Total Population	766,912
2009 Female Population.....	380,895 (49.7%)

RACE/ETHNICITY

Black.....	19.8%
American Indian.....	0.2%
Asian Pacific Islander.....	9.5%
Hispanic	16.8%
White	51.9%

HOUSEHOLD INCOME

Mean Household Income.....	\$79,764
Less than \$25,000	13.1%
\$25,000 - \$75,000	43.6%
More than \$75,000	42.3%
Families below poverty level	7.3%
Unemployed.....	7.1%

EDUCATION (POP 25+)

Less than High School.....	6.0%
Some High School	6.4%
High School Degree	23.7%
Some College or Associate Degree	28.8%
BA or above	35.2%

INSURANCE ESTIMATES (FEMALE)

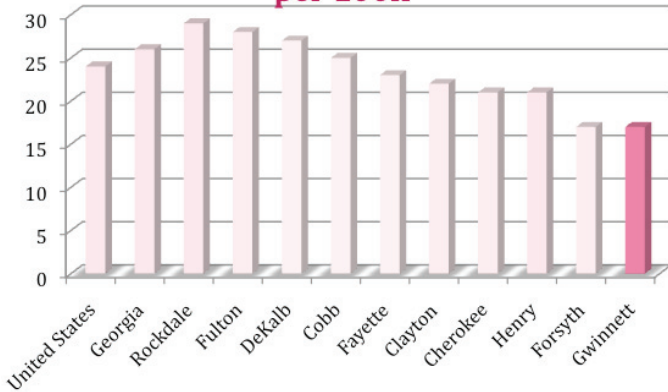
Uninsured 18-64.....	9.3%
----------------------	------

In the Komen Atlanta Service Area:

- Gwinnett County has the 2nd largest population within the Komen Atlanta service area.
- Gwinnett currently has the 3rd lowest incidence of breast cancer among females in the service area
- Gwinnett ranks 5th in the service area for percentage of late stage diagnosis, tied with Cobb County.
- Gwinnett has the lowest mortality rate within the service area.
- Gwinnett ranks 6th in the service area in terms of women 40 and older not receiving mammograms
- Gwinnett has the 2nd smallest number of uninsured women.
- Gwinnett has the 4th highest percentage of families living below the poverty level.

GWINNETT COUNTY

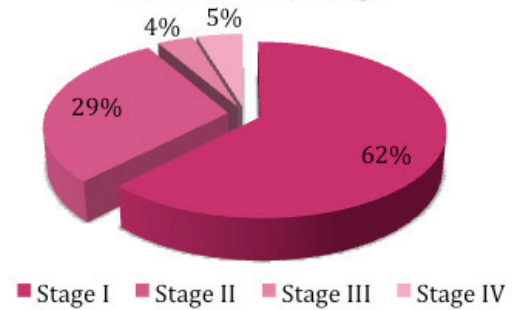
2009 Service Area Mortality Rates per 100k



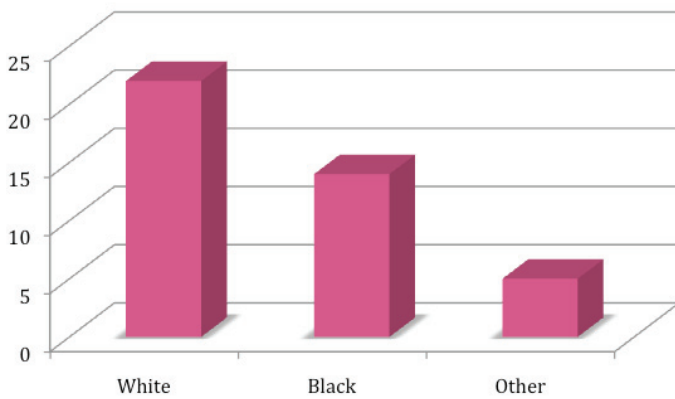
- THE FACTS -

The mortality rate due to breast cancer in Gwinnett County is 17.07 per 100,000 people. This is slightly lower than the service area mortality rate of 23.94.

2009 Gwinnett Breast Cancer Incidence by Stage

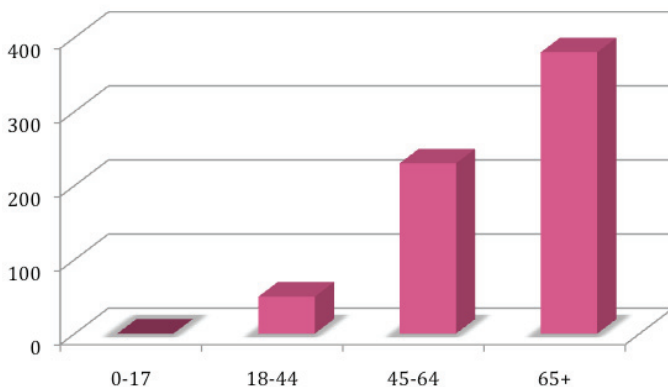


2009 Gwinnett Mortality Rate by Race, per 100k



Approximately 34.9% of women in Gwinnett County have not received a mammogram in the last year.

2009 Gwinnett Incidence Rate by Age Group, per 100k



Please visit our website at

www.komenatlanta.org/resourceguide/gwinnett.html for free or low cost screening and diagnostic resources in Gwinnett County

Data Sources: 2009 Data Estimates. The Healthcare Business of Thomson Reuters © 2009. Greater Atlanta Demographic and Breast Cancer Data [Data file]. Retrieved September 15, 2010.

2009 Data Estimates. U.S Census Bureau. 2005 - 2009 American Community Survey. http://www.factfinder.census.gov/home/saff/main.html?_lang=en. Retrieved February 2011.



4840 Roswell Road, Building D, Suite 100
Atlanta, GA 30342
(404) 459-8700 | Fax (404) 459-8781

www.komenatlanta.org